


Optical Passives (OSP)

OP94M10, OP94D10

10-channel CWDM Multiplexer and Demultiplexer Field Passives

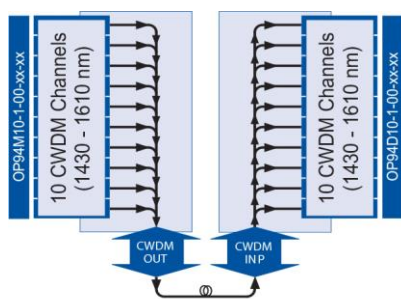
FEATURES

- Designed for use with uncooled lasers based on 20 nm channel spacing
- Flat and wide operating passband on CWDM ITU grid (20 nm spacing)
- High channel isolation to minimize crosstalk
- Low polarization dependent loss (PDL)
- Operating temperature range -40° to $+85^{\circ}\text{C}$
- Telcordia GR-1209 and GR-1221 qualified, providing excellent environmental and mechanical stability
- Variety of options for fiber and connector types
- Epoxy-free on optical path
- Optional integrated 1310 nm combiner/splitter

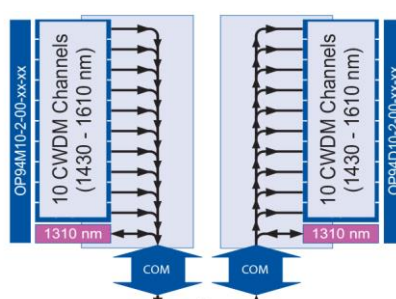


PRODUCT OVERVIEW

ARRIS's OP94M10 and OP94D10 series 10-channel CWDM field passives are designed to multiplex and demultiplex 10 CWDM ITU-grid optical wavelengths, with individual wavelengths ranging from 1430 to 1610 nm (20 nm spacing between channels). OP94M10 modules multiplex 10 channels onto a single fiber output, with corresponding OP94D10 modules demultiplexing a single fiber input to produce 10 individual wavelengths. All of these ruggedized modules have been designed for use in an outdoor environment within a temperature range of -40° to $+85^{\circ}\text{C}$.



10-channel Mux and Demux Modules
(1430 - 1610 nm)



10-channel Mux and Demux Modules
(1430 - 1610 nm) with integrated 1310 nm
combiner/splitter

SPECIFICATIONS

Characteristics	Specification	
Physical		
Dimensions	3.8" L x 3.0" W x 0.4" H (9.7 cm x 7.6 cm x 1.1 cm)	
Weight	1.0 lb (0.5 kg)	
Environmental		
Operating Temperature Range	-40°C to +85°C (-40°F to +185°F)	
Storage Temperature Range	-40°C to +85°C (-40°F to +185°F)	
Humidity	5% to 95% non-condensing	
Optical		
Channel spacing	20 nm	
Return loss, min	45 dB	
Passband @ 0.5 dB	± 6.5 nm	
Ripple within passband	0.5 dB	
Polarization dependent loss, max	0.15 dB (< 0.1 dB typ)	
Power handling, max (any input port)	21.8 dBm	
Insertion losses ¹ , max (dB)	OP94M10 (10-channel Mux)	OP94D10 (10-channel Demux)
Ch xxxx INP to COM	3.1 (3.3)	N/A
COM to Ch xxxx OUT	N/A	3.1 (3.3)
1310 to COM	1.1 (1.3)	1.1 (1.3)
Paired insertion loss ²	4.0 (4.4)	4.0 (4.4)
Directivity, min (dB)	55	55
Channel isolation, min (dB)	N/A	
Adjacent channels	N/A	
Non-adjacent channels	N/A	
Passband for 1310 nm @ 0.5 dB (nm)	1263.5-1357.5	1263.5-1357.5
1310 Directivity, min (dB)	65	65
1310-COM isolation, min (dB)	60	60

SPECIFICATIONS CONTINUED

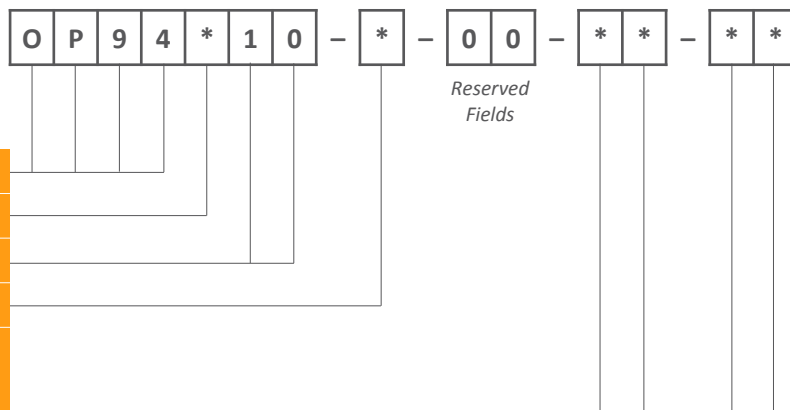
Characteristics	Specification
Optical Interface	
Optical connectors	SC/APC or none <i>(See Ordering Information)</i>
Model OP94M10-1-00-yy-zz <i>(10-channel mux module)</i>	<ul style="list-style-type: none"> CWDM OUT (output to fiber network) Ch xxxx INP (10 channel adds)
Model OP94M10-2-00-yy-zz <i>(10-channel mux module with 1310 combiner)</i>	<ul style="list-style-type: none"> COM (output to fiber network, I/O to/from network for 1310) Ch xxxx INP (10 channel adds) 1310 (input/output to/from fiber network for 1310 nm)
Model OP94D10-1-00-yy-zz <i>(10-channel demux module)</i>	<ul style="list-style-type: none"> CWDM INP (input from fiber network) Ch xxxx OUT (10 channel drops)
Model OP94D10-2-00-yy-zz <i>(10-channel demux module with 1310 splitter)</i>	<ul style="list-style-type: none"> COM (input from fiber network, I/O to/from network for 1310) Ch xxxx OUT (10 channel drops) 1310 (input/output to/from fiber network for 1310 nm)

NOTES:

¹ Insertion losses shown without (and with) connectors, and assuming optional 1310 nm I/O Port is present.

² Paired insertion loss when combined with corresponding applicable 10-wavelength demux module (from Ch xxxx INP to Ch xxxx OUT)

ORDERING INFORMATION



- CWDM Field Passives
- * = M (mux) or D (demux)
- 10-channel Module
- * = 1310 nm I/O Port (1 = not present, 2 = present)
- **-** = Packaging, Fiber, and Connector type
 - R1-00 = Ruggedized package with 1 meter pigtail of 900 μm tight buffered fiber and no connectors
 - R2-00 = Ruggedized package with 1 meter pigtail of 2 mm loose tube fiber and no connectors
 - R2-AS = Ruggedized package with 1 meter pigtail of 2 mm loose tube fiber and SC/APC connectors

RELATED PRODUCTS

Optical Transmitters	Optical Passives
Digital Return	Optical Patch Cords
Optical Nodes	Installation Services

Customer Care

Contact Customer Care for product information and sales:

- United States: 866-36-ARRIS
- International: +1-678-473-5656

Note: Specifications are subject to change without notice.

Copyright Statement: ©ARRIS Enterprises, LLC, 2016. All rights reserved. No part of this publication may be reproduced in any form or by any means or used to make any derivative work (such as translation, transformation, or adaptation) without written permission from ARRIS Enterprises, LLC (“ARRIS”). ARRIS reserves the right to revise this publication and to make changes in content from time to time without obligation on the part of ARRIS to provide notification of such revision or change. ARRIS and the ARRIS logo are registered trademarks of ARRIS Enterprises, LLC. Other trademarks and trade names may be used in this document to refer to either the entities claiming the marks or the names of their products. ARRIS disclaims proprietary interest in the marks and names of others. The capabilities, system requirements and/or compatibility with third-party products described herein are subject to change without notice.