

Headend Optics Platform (CH3000)

PS3006

300 Watt AC Power Supply

FEATURES

- 300 Watts
- Two models available:
 - Alphanumeric display (PS3006D)
 - Status LEDs (PS3006N)
- Continuous AC input voltage range from 100 to 240 V, 50/60Hz
- High power factor, 0.95 at 120V
- Long hold-up time
- Hot swappable
- Supports redundant power supplies
- Occupies two full-depth slots
- Monitoring and control of chassis-resident active modules via micro-USB
- Monitors and detects chassis platform alarms
- PS3006D allows local monitoring and control without additional hardware
- Over temperature protection



PRODUCT OVERVIEW

The PS3006 is a high performance, hot-swappable, 300 watt power supply and controller designed for the CH3000 chassis. The PS3006 accepts an AC input voltage in the continuous range from 100 to 240 volts at 50 to 60 Hz and provides 12 volts DC to the mid-plane bus of the CH3000 for distribution to chassis modules. The PS3006 manages the communication on the mid-plane bus, providing user access to the alarm, control and monitoring features of the active modules in the chassis. For easy set-up of the CH3000, the PS3006 continuously polls and performs auto-discovery of all active modules in the chassis.



The PS3006 features power factor correction (PFC) for reduced energy costs, a minimum holdup time of 20 ms for glitch-less switch-over to stand-by power and a front panel micro-USB port. Additional features include over-voltage, short-circuit and over-temperature protection.

The PS3006 requires two full-depth slots in the CH3000 chassis and mates with the BP-P1 dynamic back plate provided with the unit.

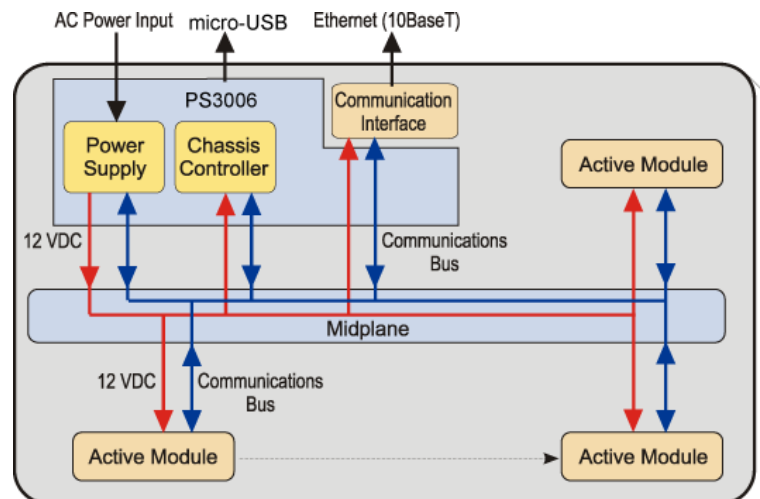
The PS3006 is available in two configurations, the PS3006D with front panel fluorescent display and joystick and the PS3006N with front panel status LEDs only. The PS3006D with its display and joy stick features allows the user direct access to the alarm, control and monitoring features of the active modules in the chassis without additional equipment. These may also be accessed via the micro-USB port using ARRIS's CMS software. The PS3006N provides the user with alarm status of the chassis only via the status LEDs. Alarm detail to the module level as well as control and monitoring features are accessed via the micro-USB port using ARRIS's CMS software.

RELATED PRODUCTS

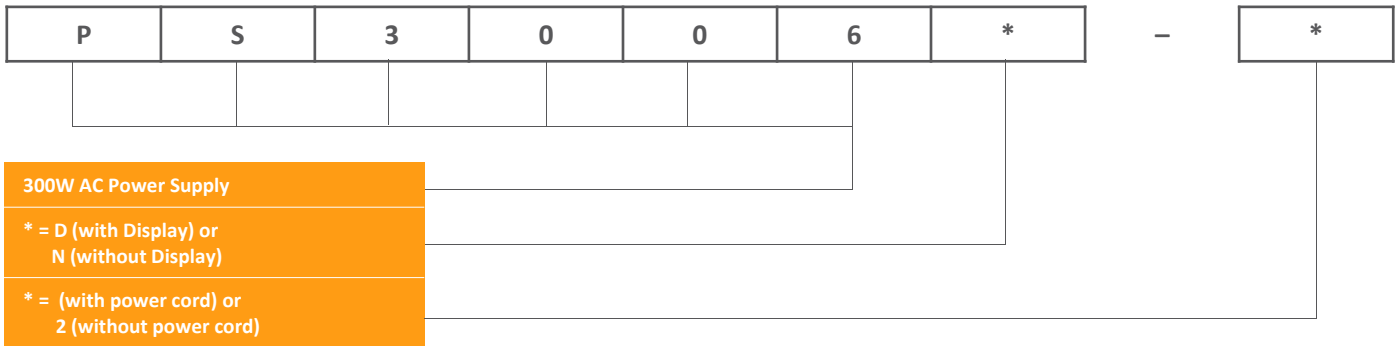
Optical Transmitters	Optical Passives
Digital Return	CH3000 Chassis
BP Back plates	Installation Services

SPECIFICATIONS

Characteristics	Specification
Physical	
Dimensions	13.0" D x 4.3" H x 2.0" W (3RU) (33 cm x 11 cm x 5 cm)
Weight	3.1 lbs (1.4 kg)
Space allocation	2 full-depth slots in CH3000 Chassis
Environmental	
Operating Temperature Range	-20°C to +65°C (-4° to 149°F)
Storage Temperature Range	-40°C to +85°C (-40°F to +185°F)
Humidity	5% to 95% non-condensing
Electrical	
AC Input:	
Rated Voltage	100 to 240 V, continuous
Operating Voltage	90 to 264 V
Frequency	50/60 Hz
Power Factor	0.95 minimum, at full load
Fuse	8A/250V SLO-BLO, 5 x 20 mm
DC Output:	
Voltage	12 V _{DC} nominal
Current	25 Amps max. (300 watts)
Efficiency	83% typical at 120V input, 18 - 25 Amp load
Protection	Over-voltage and short circuit
General	
	Hot Swappable
	Over-temperature with auto-reset
	Front panel micro-USB port
Indicator LEDs on model PS3006N	
Status LEDs	<ul style="list-style-type: none"> Green = OK Yellow = Non-service-affecting alarm Red = Service-affecting alarm
Access Indicator LED	<ul style="list-style-type: none"> Blue = Lit during communication with chassis modules
Back-Up P/S Indicator LED	<ul style="list-style-type: none"> Green = Lit if second power supply is present within chassis
Regulatory Compliance	
	IEC 60950-1; EN 60950-1; UL 60950-1 CSA C22.2 No. 60950-1 EN 55024 EN 55022, Class B VCCI V-3 FCC Part 15, Subpart B, Class B ICES-003, Class B



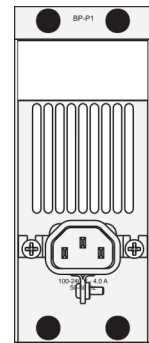
ORDERING INFORMATION



Required Module Back Plate



Back Plate is included with ordered module



Customer Care

Contact Customer Care for product information and sales:

- United States: 866-36-ARRIS
- International: +1-678-473-5656

Note: Specifications are subject to change without notice.

Copyright Statement: ©ARRIS Enterprises, LLC, 2017. All rights reserved. No part of this publication may be reproduced in any form or by any means or used to make any derivative work (such as translation, transformation, or adaptation) without written permission from ARRIS Enterprises, LLC ("ARRIS"). ARRIS reserves the right to revise this publication and to make changes in content from time to time without obligation on the part of ARRIS to provide notification of such revision or change. ARRIS and the ARRIS logo are registered trademarks of ARRIS Enterprises, LLC. Other trademarks and trade names may be used in this document to refer to either the entities claiming the marks or the names of their products. ARRIS disclaims proprietary interest in the marks and names of others. The capabilities, system requirements and/or compatibility with third-party products described herein are subject to change without notice.